

ANGLEŠČINA-5.A

TEMA: FOOD/RECIPE

Pozdravljeni učenci,

kako ste?

Upam, da ob vsej tej hrani, ki jo obravnavamo niste kar naprej lačni.



- 1.) V učbeniku si na strani 73 **oglejte nalogo 23/PARTY MENU**. Poskusite povezati, kaj besede pomenijo in h kateri sliki sodijo. Za pomoč vam prilagam slovarček:

- CUT-REZATI
- WASH-UMITI
- SERVE-POSTREČI
- POUR-NALITI/NATOČITI
- ADD-DODATI
- PEEL-OLUPITI
- SPREAD-NAMAZATI
- SPRINKLE-POTRESTI
- MIX-MEŠATI

Te besede zapišite v zvezek. Naslov je PARTY MENU.

- 2.) V učbeniku na strani 73 **rešite vajo 24a**. Pravilni vrstni red **zapišite v zvezek**. Če imate možnost rešitve še preverite (14b).

Za pomoč vam prilagam še nekaj prevodov besed:

- take-vzeti
- slice-rezina
- the first-prvi
- plate-krožnik
- flour-moka
- coconut-kokos
- repeat-ponoviti
- twice-dvakrat
- guests-gostje
- thin-tanek

Če ti vrstnega reda ni uspelo sestaviti nič hudega. Je pač tvoj recept nekoliko drugačen.

- 3.) Sedaj pa vi poskusite **sestaviti poseben sendvič**. Izmislite si, iz česa ga boste sestavili. Naj bo nekaj posebnega. Bodite MASTER CHEFI 5.a razreda.

Recept zapišite v zvezek.

Lahko uporabite kar zgornji model povedi (iz vaje 24a).

Lahko sestavite čisto svoj recept.

Lahko pa uporabite spodnji model in samo zamenjate vrsto sadja, zelenjave, ...

MODEL ZA POMOČ: Pineapple sandwich

First wash the cherries.

Peel the bananas.

Cut the pineapple and the bananas in thin slices.

Take a slice of a pineapple and put it on the plate.



Spread the slice with cream and put some cherries and some bananas on.

Take another slice of a pineapple and put it on the first one. Repeat twice.

Sprinkle the sandwich with some chocolate crumbs.

Serve it to your guests.

4.) **DODATNO:** Bralno razumevanje

V učbeniku na strani 77 preberite besedilo in napišite odgovore. Odgovori naj bodo KRATKI. Zapišite jih v zvezek.

5.) **DODATNO:** Napišite preprost recept; recimo za palačinke.





Besede najdete v spletnem slovarju PONS.

6.) **DODATNO:** Če imate dovolj časa, najdete v delovnem zvezku na straneh 69 in 70 vaje povezane z recepti in današnjo temo. Prilagam slike.

7.) **DODATNE UČNE LISTE NAJDETE SPODAJ** (neobvezno).

Za tiste, ki želite več.

18 PARTY TREATS
a. Read the list of party treats. Write them under the pictures.
 Preberi seznam priboljškov na zabavi. Zapiši jih pod ustrezno sliko.

Fruit pizza	Apple sandwich	Fruit sticks	Banana bite
			

b. Read the recipes for party treats in exercise a. Circle the correct word.
 Preberi recepte za priboljške iz naloge a. Obkroži pravilno besedo.

- Cut** / pour the apples and **pour** / serve some drops of lemon juice on them. **Spread** / peel them with honey and **sprinkle** / heat some coconut flour over them.
- Cut** / Put different fruit on sticks. **Wash** / Serve with some vanilla yoghurt.
- Add** / Spread pizza, tortilla or bread with yoghurt. **Heat** / Put on small pieces of any fruit you like.
- Peel** / wash the bananas and **cut** / pour them into small pieces. **Spread** / add them with chocolate or almond yoghurt.

c. Read the recipes in exercise b again and complete the grid below.
 Ponovno preberi recepte v nalogi b in dopolni spodnjo tabelo.

	What you need (ingredients)	What you do (actions)
Apple sandwich	apples, lemon juice, honey, coconut flour	cut, pour, spread, add
Fruit sticks		
Fruit pizza		
Banana bite		

15 KITCHEN THINGS WORDSQUARE. Find 10 kitchen things. Look in these directions: → ↓ ↑. Write them on the lines. Poišči 10 kuhinjskih pripomočkov. Išči v teh smereh: → ↓ ↑. Zapiši jih na črte.

S	P	O	O	N	E	M	N	O	G
A	L	V	P	E	E	P	B	N	L
P	A	N	U	R	F	O	R	K	A
O	T	S	C	W	I	T	D	L	S
N	E	Q	W	U	N	W	G	P	S
E	B	O	W	L	K	Z	T	A	J
X	T	E	A	S	P	O	O	N	O

SPoon

.....


.....

.....

.....

.....

.....



16 Tick the correct sentences and correct the wrong ones. Odkljukaj pravilne povedi in popravi napačne.

- | | | | |
|-------------------------------|--------------|--------------------------------|-------|
| 1 We eat salad with a knife. | <u>Fork.</u> | 2 We eat soup with a spoon. | |
| 3 We use a fork to cut bread. | | 4 We stir tea with a teaspoon. | |
| 5 We put salad into a bowl. | | 6 We cook soup in a pot. | |
| 7 We fry pancakes in a glass. | | 8 We pour water into a pan. | |
| 9 We put food on a plate. | | 10 We drink tea out of a bowl. | |

17 a. Match the parts of expressions. Poveži dele izrazov.

cut, wash, serve, pour, add, peel, spread, taste, heat

coconut flour, milk, the banana, the apple, the food, the oven

flour, the food, the apple, with honey

b. Match the expressions to the pictures. Poveži izraze s slikami.



KITCHEN VERBS

READ AND LABEL THE PICTURES

1. - WASH

2. - ROAST

3. - BREAK

4. - TOAST

5. - BEAT

6. - TASTE

7. - SLICE

8. - BAKE

9. - OPEN

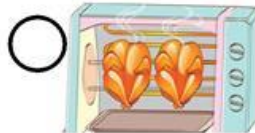

10. - BOIL

11. - GRATE

12. - FRY

13. - PEEL

14. - STIR



COOKING VERBS VOCABULARY WORD SEARCH PUZZLE !

Find and circle the words in the word search puzzle and number the pictures

e	h	c	a	r	v	e	j	h	a	w	k	d	r	q
t	z	u	s	p	r	i	n	k	l	e	n	p	y	d
y	c	t	t	t	d	h	u	g	y	m	d	e	s	p
w	f	r	i	l	x	w	n	r	g	j	f	e	a	b
b	l	e	r	i	b	m	x	a	l	j	w	l	d	c
j	a	d	x	u	r	h	d	t	g	t	v	x	r	h
p	t	s	q	u	e	e	z	e	v	p	c	n	a	t
g	t	q	r	o	a	g	y	p	l	h	h	k	i	f
r	e	r	f	v	k	a	c	r	y	i	o	n	n	y
w	n	b	v	b	r	d	e	q	m	o	p	e	w	n
y	q	p	o	u	r	j	j	m	a	w	f	a	n	m
e	e	m	w	f	j	m	t	z	s	h	j	d	j	m
l	c	x	e	r	x	i	c	p	h	i	o	e	j	w
a	v	w	e	q	o	x	b	p	u	s	l	i	c	e
a	x	m	s	g	r	p	s	o	x	k	p	d	x	p



1. peel
2. break
3. pour
4. stir
5. chop
6. slice
7. grate
8. drain
9. mix
10. mash
11. whisk
12. knead
13. flatten
14. squeeze
15. sprinkle
16. carve

englishworksheets.com